


Nonfiction Book Report Craftivity - Assembly Instructions

1. Answer the questions on the 6 panels. Color and decorate the panels, and cut out carefully.
2. Fold each page in half (open books are symmetrical so they will fold perfectly in half). Spread glue on the back of one half, and press the back of another page to the glue. Secure with paper clips while the glue is drying. Continue this process until all 6 book page panels are glued together. NOTE: when attaching the last book page panel, be sure to spread glue on the back of both halves.
3. Remove paperclips when glue is dry and admire your masterpiece. ©



What is the topic of the text? What is the main idea? What are 3 subtopics in the text?

What were 2 facts you learned from the text? Give two quotes from the text to support your answer.

AH

Draw the cover of the book, or create a cover page for the article.

Write a summary for the text.

AH

Which parts of the text were easiest to visualize? Give an example. Why was your example easy for you to visualize?

Which parts of the text were difficult to understand? How did you solve this problem? (Which reading strategies or text features did you use to help you?) Where could you go to find more information on this topic?

AH

Draw a picture or diagram that shows the meaning of one new fact or vocabulary word you learned. Write the description under the picture.

What are 3 new vocabulary words you learned? For each word, give a full definition in your own words, and write the page number the word is on in the text.

AH

Copyright © 2008

How did the author introduce the topic in the text? Did the introduction hook you? Why?
How did the text end? Did you find the ending satisfying? Why?



What is your opinion of this text? How would you rate it? Who would you recommend this text to? Why?

AH

Draw and explain one of the text features in the book or article.

What were some other examples of text features in the book or article? Why do you think the author included certain text features?

AH



Book Report Creativity - Rubric

Criteria	Level 1	Level 2	Level 3	Level 4
Thinking	Limited accuracy of answers in explanations and evidence from the text.	Some accuracy of answers in explanations and evidence from the text.	Considerable accuracy of answers in explanations and evidence from the text.	Thorough accuracy of answers in explanations and evidence from the text.
Communication	Limited clarity and precision with communication of ideas and use of conventions.	Some clarity and precision with communication of ideas and use of conventions.	Considerable clarity and precision with communication of ideas and use of conventions.	A high degree of clarity and precision with communication of ideas and use of conventions.
Visual Appeal	Limited overall visual appeal. Little effort in creativity and neatness.	Some overall visual appeal. Some effort in creativity and neatness.	Considerable overall visual appeal. Good effort in creativity and neatness.	A high degree of overall visual appeal. Excellent effort in creativity and neatness.

Teacher Feedback: